

# Product Overview

When you need to quickly and easily connect, view and share DICOM and non-DICOM images, documents and multimedia – think PACSGEAR, the leading provider of PACS/EHR connectivity solutions. Worldwide, over 1200 hospitals, healthcare networks and imaging facilities rely on PACSGEAR’s easy, fast and reliable technology to connect images and results, scan documents, create electronic forms, digitize prior film, capture video, and import/export multimedia files – JPEG, AVI, PDF, Word, DICOM CDs/DVDs – from any department to any PACS/EHR.

## **PacsSCAN™ Industry leading document and multimedia connectivity software**



**PacsSCAN™** lets you scan documents, create electronic forms and import JPEGs, AVIs and MPEGs from any department to any PACS/EHR. Eliminates paper, improves workflow and provides access to important clinical documentation, such as tech notes, screening forms and order information. In PACS, view documents, electronic forms and clinical images along with patient studies at the point of care. **PacsSCAN's** simple user interface allows anyone to scan documents and import multimedia files without prior knowledge of PACS.

**PacsSCAN** is compatible with over 25 PACS solutions and TWAIN compliant scanners. Includes additional features to import and localize DICOM CDs/DVDs from a wide range of PACS vendors.

## **MediaWriter™ Affordable, reliable CD/DVD burning**



**MediaWriter™** delivers affordable, reliable DICOM CD/DVD burning wherever images are created. From the desktop to the film room, **MediaWriter** scales to meet all your image distribution needs. Now, image-intensive departments such as radiology, cardiology, gastroenterology, dermatology, orthopedics and pathology have a distribution system that is easy to configure, deploy and maintain. An ideal solution for outlying departments, hospitals and imaging facilities – low maintenance, cost-effective and intuitive. Includes additional features to scan documents, create electronic forms and import multimedia files.

**MediaWriter** is a software/hardware solution that offers fast, one-click burning from any web browser. Burn DICOM studies and reports to CDs/DVDs or USB flash drives to create a complete and portable medical record. **MediaWriter** CDs/DVDs include an integrated viewer, so physicians and patients can view their studies and reports anywhere.

## **GEARView™ QC A simple and powerful QC tool for PACS/EHR**



Based on **GEARView™**, PACSGEAR’s new medical image and results visualization technology, **GEARView QC** provides intuitive functionality for viewing, importing, editing and sending DICOM studies to PACS/EHR. **GEARView QC** lets PACS administrators and technologists fix common demographic errors in any DICOM field, as well as visually edit studies to split/combine exams or add/remove images. Studies can also be anonymized by masking burned-in patient information.

 **PacsSCAN Film™** Scan, segment and send plain film to PACS/EHR



Pacs**SCAN Film™** lets you scan, segment and send films from any department to any PACS/EHR, providing easy access to prior exams.

Pacs**SCAN Film** is a software/hardware solution with a simple user interface that allows anyone to scan documents and digitize film – no prior knowledge of PACS is required. Auto-segmentation Technology (AST) creates stacks of images from cross-sectional studies for comparison with current studies. In PACS, view prior films along with CR and DR images at the point of diagnosis. Includes additional features to scan documents, create electronic forms and import multimedia files.

 **PacsSCAN Film™** High quality scanning for mammography film priors  
for Mammography



View prior mammography exams side-by-side with your current digital studies. Pacs**SCAN Film™** **for Mammography** improves workflow by giving you easy access to film-based mammography studies, as well as documents—critical tech notes, screening forms and order information. Includes support for the DICOM Digital Mammography standard for accurate hanging protocols.

The Dynamic Contrast Algorithm (DCA) improves efficiency by giving scanned mammography film a digital look and feel. Pacs**SCAN Film for Mammography** supports the VIDAR CAD PRO *Advantage* film digitizer. The digitizer holds 50 sheets of film and digitizes a four-film study in less than 2 minutes.

**Video Capture – Visible Light**






 Pacs**SCAN Video™**



 MDR® Video



 DICOM box®

-  Affordable solutions for connecting GI/surgical scopes, angio/fluoro and other video devices to PACS/EHR
-  Quickly captures still images and video using a foot pedal or scope trigger
-  Validated against a wide variety of analog devices and non-DICOM modalities

**About PACSGEAR**

Founded in 2002, PACSGEAR is the leader in PACS/EHR connectivity solutions for hospitals and healthcare facilities. Its innovative software seamlessly integrates documents, film, video, visible light and other images from any department to any PACS/EHR. Healthcare personnel in specialties such as radiology, cardiology, gastroenterology, dermatology, orthopedics and pathology can connect, view and share images and results to enable health information exchange.

PACSGEAR's products are deployed worldwide in over 1200 leading hospitals, healthcare networks and imaging facilities including Baylor Health Care System, Johns Hopkins Hospital, Kaiser Permanente, Loma Linda Medical Center, Poudre Valley Health System, Radiology Ltd. and Sutter Health.

**Get Started**

For more information about PACSGEAR's complete line of imaging connectivity solutions, contact us at +1 925 225 6100 or email [getstarted@pacsgear.com](mailto:getstarted@pacsgear.com)